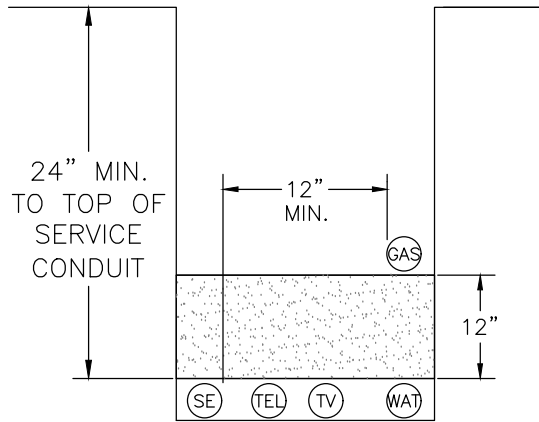


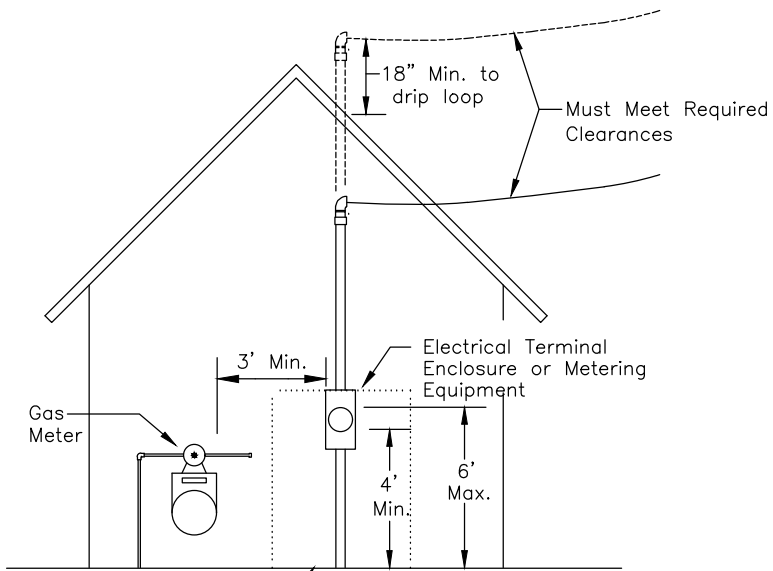
JOINT SERVICE TRENCH TYPICAL : WITH GAS



**MAINTAIN 12" HORIZONTAL SEPARATION
& 12" VERTICAL SEPARATION BETWEEN
GAS & SE CONDUIT**

CLEARANCE BETWEEN ELECTRICAL METER BASE AND GAS METER (OR OTHER OBSTRUCTIONS)

UNDERGROUND/OVERHEAD RESIDENTIAL SERVICES

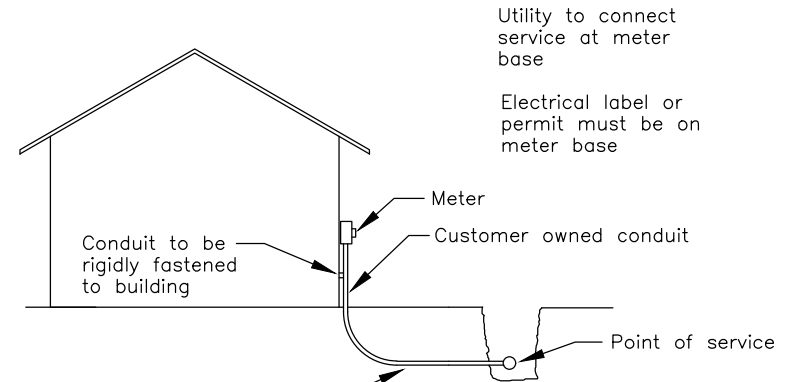


NESC Requires Clear Working Space of
75" High x 36" Wide x 36" in Front

3-foot minimum clear working space required between
electric meter and gas meter.

UNDERGROUND SERVICE

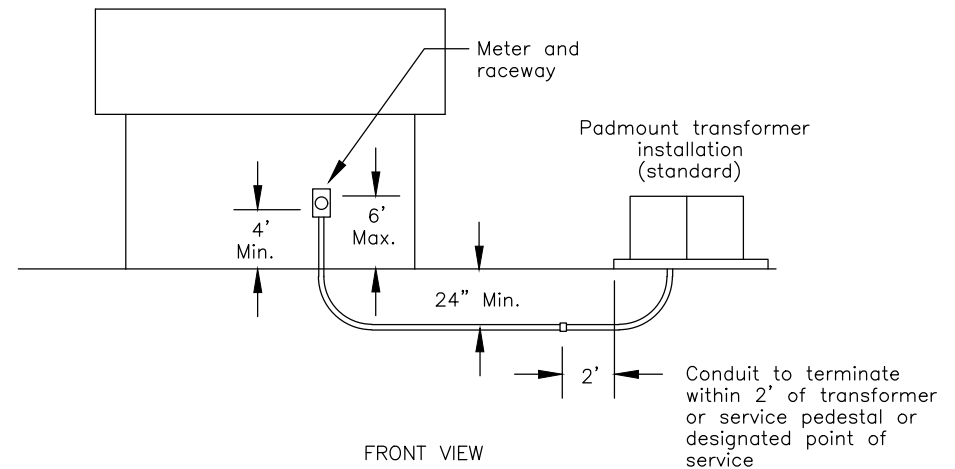
SERVICE DETAIL
SINGLE FAMILY DWELLING
CUSTOMER SUPPLIED TRENCH AND CONDUIT



Continuous conduit with non-conductive pull string. Conduit must be continuous from meter base to designated point of service with no more than 3-bends (270° total).

SIDE VIEW

NOTE: FOR 200 AMP RESIDENTIAL SERVICES USE 3" PVC



FRONT VIEW